

Knowledge creation and control in organizations

Diego Puga^{*†}
CEMFI and CEPR
Daniel Trefler^{*§}
University of Toronto

This version, March 2014

ABSTRACT: The incremental innovations that underly much of modern economic growth typically involve changes to one or more components of a complex product. This creates a tension. On the one hand, a principal would like an agent to contribute innovative components. On the other hand, ironing out incompatibilities between interdependent components can be a drain on the principal's energies. The principal can conserve her energies by tightly controlling the innovation process, but this may inadvertently stifle the agent's incentive to innovate. We show precisely how this tension between creating knowledge and controlling knowledge shapes organizational forms. The novel concepts introduced are illustrated with case studies of the flat panel cathode ray tube industry and Boeing's location decisions.

Key words: incremental innovation, incomplete contracts, imperfect substitutability, appropriability, control

JEL classification: O31, L22, D23

^{*}We are very grateful for helpful comments and discussions to Philippe Aghion, Guillermo Caruana, Gilles Duranton, Nancy Gallini, Elhanan Helpman, Andy Newman, Henry Overman, Nate Rosenberg, Aloysius Siow, Nadia Soboleva, Jaume Ventura, Ralph Winter, and seminar participants at the Canadian Institute for Advanced Research, INSEAD, the London Business School, the London School of Economics, the Massachusetts Institute of Technology, the National Bureau of Economic Research, and the University of Toronto. Both authors thank CIFAR and the Social Sciences and Humanities Research Council of Canada (SSHRC) for financial support. Puga also thanks the European Commission's Seventh Research Framework Programme for the European Research Council's Advanced Grant 'Spatial Spikes' (contract number 269868).

[†]Centro de Estudios Monetarios y Financieros (CEMFI), Casado del Alisal 5, 28014 Madrid, Spain (e-mail: diego.puga@cemfi; website: <http://diegopuga.org>).

[§]Rotman School of Management and Department of Economics, University of Toronto, 105 Saint George Street, Toronto, Ontario M5S 3E6, Canada (e-mail: dtrefler@rotman.utoronto.ca; website: <http://www.rotman.utoronto.ca/~dtrefler/>). Also affiliated with CIFAR and the NBER.

1. Introduction

Rosenberg's (1982) unsung hero of modern economic growth is the mundane day-to-day of incremental innovation. One finds incremental innovation not among lab-coated technicians, but in business enterprises with their focus on cost-cutting process improvements, quality control, and minor product innovations. Yet if incremental innovation is so important then a large piece of the economic puzzle is missing. Who creates this knowledge and who controls it? What is missing is a positive theory of the incentives a firm uses to induce incremental innovation on the part of its employees and subcontractors. Restated, we do not understand the role of incremental innovation for the internal organization of the firm.

Our analysis of these incentives leads us to a theory of organizational forms built on three elements. The *first*, emphasized by Arrow (1962) in his seminal work on knowledge markets, is that there is an inherent uncertainty surrounding knowledge creation. This so limits the contracting environment that it is appropriate to assume that *contracts are incomplete*. When products are standardized and production processes routine, it is easy for the firm to write detailed contracts governing its relations with employees and subcontractors. However, as Sabel (1994) points out, innovation undermines the very foundations of such contracts precisely because knowledge creation is about altering products and processes in potentially unpredictable ways.

The *second* element, also emphasized by Arrow (1962), is that knowledge is inherently a public good and hence *non-appropriable*. Thus, to the extent that a principal engages an agent (be it an employee or a subcontractor) in active knowledge creation, there is the potential for the agent to walk away with the jointly created knowledge. This problem is particularly severe in the context of incremental innovations, which are more and more often the result of collaborative efforts such as concurrent engineering between firms and their sub-contractors (Helper, MacDuffie, and Sabel, 2000).

The *third* and final element of our paper flows from the fact that incremental innovation is often embedded in complex, interdependent systems in which an incremental improvement in one component is not effective unless other components are also modified. In the simplest case, when a firm asks a parts supplier to improve a component, the solution may entail residual incompatibilities with other components of the system, thus forcing the firm to incur the additional expenses associated with bringing other components into line. This interdependence sets up the possibility that the parts supplier may not internalize all of the firm's innovation costs. We model this using the novel concept of the *imperfect substitutability* of innovative effort. Imperfect substitutability is a measure of the costs imposed on one party (the principal or agent) by the innovative efforts of the other party (the agent or principal). Imperfect substitutability arises in part from differences between the technical competencies of the principal and the agent. In addition, it reflects

an incentive problem: The agent may develop a number of alternative solutions to an incremental innovation problem, but only report the solution that is easiest for him to implement (as opposed to the solution that is easiest for the principal to implement). Once we acknowledge that the innovative efforts of the principal and the agent are imperfectly substitutable, it becomes crucial to know who will have the final say or *control* over which innovation is implemented in the event that both parties independently innovate successfully. In this situation, where there are multiple solutions on the table, each party prefers *ex post* control because it shifts the cost of eliminating residual incompatibilities onto the other party. Thus, as in Aghion and Tirole (1997), control can be used *ex ante* as an incentive device to induce innovative effort.

We believe that the three core elements of our framework — contractual incompleteness, non-appropriability, and imperfect substitutability — are uniquely important in the context of day-to-day incremental innovation. The incremental nature of innovation means that the benefits of a contract governing the increment alone are small. Further, since incremental improvements to components of an interdependent system almost always involve collaborative efforts, often in hierarchical settings, the non-appropriability of knowledge and the imperfect substitutability of innovative efforts are crucial concerns.

This paper has several touchstones with the existing literature. First, it is related to the large literature on how incentives are used within the firm in order to promote innovation e.g., Aghion and Tirole (1994), Acemoglu, Aghion, and Zilibotti (2006), and Naghavi and Ottaviano (2008). We focus on incremental innovation, innovation which often occurs *within* the firm. We thus shift the focus away from firm boundaries and focus instead on the delegation and control of innovation within the firm. This leads us naturally to the notion of congruence put forward by Aghion and Tirole (1997), which in our context captures the residual incompatibilities that arise in complex systems when the agent's incremental innovations are not the ones that the principal would have developed himself. In Aghion and Tirole (1997) monetary incentives are not effective because the agent is assumed to be infinitely risk averse. We assume instead that the principal and the agent have identical risk-neutral preferences: Monetary incentives are not effective in our setting because of the appropriability concerns described above that are intrinsic to incremental innovation. This gives a role to delegation (the transfer of formal authority over the innovative process to the agent) as a way to induce creative effort.

Second, we analyze the interplay between appropriability and substitutability in general equilibrium. Substitutability without appropriability has been examined in general equilibrium in a series of papers by Marin and Verdier (2008, 2009, 2012). Their general equilibrium models are very different from ours in that their core mechanism operates through firm profits which directly affect the choice of organizational form. Their analyses focus on international trade comparative statics that affect profit levels and hence organizational forms. These include changes in markups (Marin and Verdier, 2008), changes in

the fixed costs of foreign investment and information technologies (Marin and Verdier, 2009), and changes in relative factor prices (Marin and Verdier, 2012). Other international trade papers focussing on boundaries of the firm under contractual incompleteness include McLaren (2000), Grossman and Helpman (2002), Antràs (2003), Antràs and Helpman (2004), and Conconi, Legros, and Newman (2012). While our focus on incremental innovation sets us apart from this literature, we share a common interest in the question of why firms within any given sector end up making heterogeneous choices about organizational forms. This feature also figures prominently in Legros and Newman (2008, 2013), who emphasize an often-neglected feature of firms' organizational choices in general equilibrium: each firm's choices are affected by the options available to the 'marginal' principal or agent in the economy, which necessarily reflect the (general equilibrium) environment in which the firm operates. While Legros and Newman focus on firm boundaries whereas we focus on delegation, our framework like theirs endogenizes returns to principals and agents under free entry in general equilibrium. As a result, even shocks that affect directly only a small subset of firms, by changing general equilibrium outcomes for the marginal principal and agent, end up indirectly affecting the organizational choices of other firms.

In addition to imperfect substitutability, the degree of appropriability of knowledge is also a determinant of organizational forms. While this last point is not new (see, e.g., Markusen, 2001), it is worth noting that our notion of appropriability, which is based on the public-goods nature of information, differs from the hold-up problem described in Klein, Crawford, and Alchian (1978), Williamson (1985), Hart (1995), and others. Also, we will document some interesting interactions between appropriability and substitutability that are relevant for thinking about organizational forms.

Finally, this paper is related to our work on incremental innovation in a development context (Puga and Trefler, 2010). There we document the rise of incremental innovation in some developing countries (e.g., China) but not in others (e.g., Mexico). We explain this in a model that does not allow for delegation or for a distinction between formal and real authority; specifically, only one party (either the principal or the agent) is allowed to engage in innovation and that party necessarily controls innovation. This eliminates the main mechanisms featured in the current paper. Puga and Trefler (2010) instead focus on the role of human capital differences across countries.

The paper is organized as follows. Section 2 sets up the model. Section 3 describes three organizational forms that come out of our model and that differ in terms of who controls and who creates knowledge. Sections 4 and 5 describe how substitutability and appropriability determine the choice of organizational form. Section 6 embeds the analysis of a single principal and a single agent into a general equilibrium model in which the number of principals and agents is endogenous as are their outside options. Sections 7 and 8 extend the model in empirically-relevant ways. Section 9 concludes.

2. Set-up

We have in mind a situation in which a firm with an existing product sets out to improve it with an *incremental* process or product innovation. We model this situation as a principal p (she) who engages an agent a (he) to help her develop and implement a blueprint for this incremental innovation. Let us begin by introducing the innovation process, before we turn to describing the complete sequence of events, the possible choices of organizational form, and the contracting environment.

The innovation process

To capture the idea that the innovative efforts of the principal and the agent are imperfectly substitutable, innovation is modelled as a two-stage process. In the first stage an incremental innovation is developed and codified in a blueprint. This amounts to finding a solution to an incremental innovation problem. Finding such a solution requires *creative effort* from one and possibly both parties. Creative effort e_i by i ($i = p, a$) translates into one or more blueprints with probability e_i and into no blueprint with probability $1 - e_i$.¹

In the second stage the blueprint is implemented. This amounts to modifying existing components so that they can be integrated with the new blueprint. It also amounts to sorting out any final bugs. Dealing with incremental innovations developed by another party typically requires substantial *implementation effort*.² For example, a recent Wall Street Journal article reports that “Apple is hiring hundreds of new engineers and supply-chain managers in China and Taiwan as it attempts to speed product development and introduce a wider range of devices. [...] The hiring push reflects Apple’s need for more engineers to work with Asian suppliers on developing components for iPhones and iPads as it plans for faster and more frequent product releases” (Dou, 2014).

Suppose that the principal has developed at least one blueprint. Then the principal’s preferred blueprint from among the set of all blueprints she has developed will be the one with the smallest implementation costs for her. We assume that the implementation costs of the principal’s preferred blueprint are zero for the principal and positive for the agent. Likewise for the blueprint that the agent prefers from among the set of blueprints he has

¹Note that i ’s probability of success is independent of j ’s creative effort. This is not important. We could also assume that i ’s probability of success increases with j ’s creative effort, as long as this type of complementarity does not dominate our core notion of imperfectly substitutable creative efforts. The focus of our paper is on incremental knowledge creation and not on the sort of high-tech research in which complementarities are important.

²The main difference between creative and implementation effort is that there is much greater uncertainty regarding the outcome of creative effort. One may work hard at trying to come up with a solution to a problem without finding one. However, once a solution is found, fixing the final bugs may take more or less effort but can certainly be done.

developed: implementation costs of the agent's preferred blueprint are zero for the agent and positive for the principal.

More specifically, we assume that the implementation effort that i requires to implement j 's preferred blueprint ($i \neq j$) is $(1 - e_i)(1 - s)$ with $s \in (0,1)$. Parameter s is a *measure of the degree of substitutability of creative efforts*. The larger is s , the more substitutable is creative effort, i.e., the fewer are the incompatibilities that each party has to resolve to implement the other party's preferred blueprint. This is why implementation effort is decreasing in s . In addition, we multiply $(1 - s)$ by $(1 - e_i)$ so that i 's implementation effort is decreasing in i 's own creative effort e_i . This captures the idea that the knowledge gained from research allows one to more quickly resolve final bugs in the implementation stage.

Each party is endowed with one unit of leisure, which is reduced by the amount of creative effort and by the amount of implementation effort exerted. It follows that leisure for economic actor i ($i = p, a$) is

$$l_i = \begin{cases} 1 - e_i & \text{if } i\text{'s blueprint is implemented,} \\ 1 - e_i - (1 - e_i)(1 - s) = (1 - e_i)s & \text{if } j\text{'s blueprint is implemented.} \end{cases} \quad (1)$$

For strictly positive leisure, we require $s > 0$. In combination with the previous restriction, this implies that $s \in (0,1)$.

Preferences for both the principal and the agent are Cobb-Douglas with equal exponents on consumption and leisure and homothetic over all goods. Thus, i 's indirect utility is

$$U_i = \frac{y_i l_i}{P}, \quad (2)$$

where y_i is i 's income and P is the relevant price index, which we will take as numéraire.

Timing and organisational forms

Having described the innovation process, we now turn to the overall sequence of events. This starts when the principal costlessly matches with an agent.³ Some principal-agent pairs find it easier to work with each other than other pairs, in the sense that their creative efforts are more substitutable, i.e., they raise fewer incompatibilities that need to be addressed. However, the exact degree of substitutability is not known until the two parties have matched, signed a contract governing their relationship, and started working

³The assumption that matching is costless is innocuous. For one, matching costs may be modelled as a fixed cost that has no marginal implications once a principal and agent are matched. It will have general equilibrium implications, but these are not complicated. For another, costly matching adds nothing to the analysis that has not otherwise been examined in the context of organizations (e.g., by McLaren, 2000, Grossman and Helpman, 2002, Helsley and Strange, 2002). It is therefore an unnecessary complication.

Organizational form	Short name	Agent creates knowledge	Agent controls knowledge
Implementation form	I form	No ($e_a = 0$)	No
Knowledge form	K form	Yes ($e_a > 0$)	No
Control form	C form	Yes ($e_a > 0$)	Yes

Note: In all 3 forms, the principal creates knowledge ($e_p > 0$).

Table 1: The three organizational forms

with each other. That is, the principal and agent initially know only the distribution from which s is drawn and not the actual value of s .⁴

After the state-contingent contract is signed the principal and the agent start working together, thus revealing the degree of substitutability s of their creative efforts. The principal then chooses the organizational form. There are two aspects to this choice of organizational form. First, the principal must decide whether or not to engage the agent in knowledge creation i.e., in developing a blueprint for the incremental innovation. Second, the principal must decide *ex ante* whether to retain or to delegate to the agent the choice of blueprint in the event that several blueprints are developed. The first decision is about *who creates knowledge*. The second is about *who controls knowledge*.⁵ As a result, there are three possible organizational forms, each with a different degree of involvement of the agent in incremental innovation. Table 2 provides a schematic.

In the implementation form organization ('I form' for short), the principal does not engage the agent in knowledge creation ($e_a = 0$). Rather, the principal develops the blueprint and has it implemented by the agent (i.e., the agent sorts out the final bugs).

In the knowledge-form organization ('K form' for short), the principal engages the agent in knowledge creation, asking him to exert creative effort ($e_a > 0$). In the event that both parties come up with a blueprint, the principal will choose to have her own preferred blueprint implemented. This shifts the implementation costs onto the agent.

In the control-form organization ('C form' for short), the principal engages the agent in knowledge creation and delegates control over the choice of blueprints to the agent. Thus,

⁴This sets up the potential for an interesting dynamic. The principal and agent may wish to start with smaller projects or projects with less uncertainty about the substitutability of their innovative efforts and then, over time, consider more complex projects. We hope to examine this issue in future research.

⁵The principal is distinguished from the agent only by her authority to make these two decisions. The question of who has this authority typically flows naturally from the situational context (e.g., a manager can set the tasks and responsibilities of a subordinate employee while the reverse is not true). It also flows from the agent's incentive compatibility constraint. For the agent to be willing to engage in the creation and control of knowledge when asked by the principal, the payment he receives must be sufficiently high that they are worth the extra effort. We will show that the incentive compatibility condition ensuring that the agent is willing to participate in knowledge creation implies that the principal must have higher income than the agent. In practice, both considerations (position within an organization and incentive compatibility) are closely related: greater authority over the allocation of tasks within an organization goes hand in hand with higher earnings. Thus, despite the symmetry between the two parties in other respects, we will show that incentive compatibility means that roles cannot be reversed.

in the event that both parties come up with a blueprint, it will be the agent's preferred blueprint that is implemented. This shifts the implementation costs onto the principal.

Once the organizational form is set, the principal, as well as the agent when the organizational form involves him in knowledge creation, decide how much creative effort to put into trying to come up with a blueprint. If one or more blueprints are generated, the choice of which blueprint to implement is made by the party assigned control over that choice under the relevant organizational form. Whenever a blueprint is created and implemented, production takes place. All blueprints yield the same total profit or real income so that they are distinguished only by the amount of effort required from each party to implement them. Operational profits are used to make the payments specified in the contract. Each party can at that point take the other party to court and claim a larger share of the profits. This potential court challenge is described in detail below. If no blueprint is created, then there is no production.⁶

The contracting environment

As stated above, upon matching (but before the degree of substitutability of their creative efforts is revealed) principal and agent write a contract contingent on contractable information. Not all information in the model is contractable. Most significantly, a contract cannot be contingent on any aspect of the blueprint for the innovation. These aspects are the technical information contained in the yet-to-be-developed blueprint, whether the blueprint is workable, and who developed the blueprint in the case where both parties contributed innovative effort. The contractual incompleteness is motivated by the uncertainties associated with knowledge creation in settings where innovation involves the incremental improvement of a component part of an interdependent system. The parties cannot contract on the blueprint that will eventually be developed since, by definition, the blueprint is new knowledge and therefore unknown to the parties at the time of writing the contract. Also, the parties cannot contract on the blueprint because, if the principal asks the agent to help her in knowledge creation, then an outside party such as a court is unable to disentangle the relative contribution of each party's innovative effort to the final blueprint. The contract cannot be contingent on the degree of substitutability of creative efforts, since this is not verifiable by an outside party either. Also, as is standard, effort is neither observable nor contractable.⁷

This leaves only four pieces of information upon which to contract. These are (1) whether the agent is involved in knowledge creation, (2) whether, when multiple

⁶Given that all blueprints are equally profitable, we can study the choice of organizational form separately from production decisions. Thus, we leave the specification of production decisions for section 6.

⁷Note that we are asserting rather than proving that contractual incompleteness flows from the context of the problem. For a foundational analysis of incomplete contracts see for example the debate involving Maskin and Tirole (1999), Hart and Moore (1999) and Segal (1999). See also Anderlini and Felli (1994).

blueprints are developed, the principal retains or delegates control over which blueprint to implement, (3) whether production occurs, and (4) whether payments are made.

The contract that the principal and the agent sign upon matching states does *not* specify the organizational form. By 'organizational form' we mean aspects of the contract that deal with knowledge creation (item 1) and knowledge control (item 2). This organizational form will only be chosen by the principal, subject to acceptance by the agent, once they start working together and the actual degree of substitutability is revealed. Instead they sign a state-contingent contract that specifies the payment that the agent will receive, conditional on production, under each organizational form.

In addition to the incentive compatibility condition mentioned above, there are two additional constraints on the contracted payments to be considered. One of these is that the payments under each organizational form must be such that both parties prefer the contract to an outside option. This option takes the form of alternative occupations that will be introduced when we turn to general equilibrium modelling in section 6. Thus, in general equilibrium the opportunities available to the principal and the agent affect the size of the contracted payments via their individual rationality constraints. An additional incentive compatibility issue is that these payments are also affected by the appropriability of knowledge: when the agent is involved in knowledge creation his payment must reflect what he and the principal expect to get if either one takes the other party to court over the knowledge created. We now develop this latter issue.

Knowledge creation and appropriability

If the principal involves the agent in knowledge creation, then there is potentially an *appropriability* problem. Consider two scenarios. On the tacit knowledge side, if the agent is involved in knowledge creation then he will learn key non-codifiable knowledge that cannot be incorporated into any blueprint. The principal's innovation decisions will also reveal to a closely-involved agent many details of the principal's market strategies. As a result, once involved in knowledge creation the agent will be able to exploit jointly created knowledge in a way that denigrates the principal's profits.⁸ On the legal side, if both parties are involved in knowledge creation then the agent may be able to make a credible claim in court that he came up with the crucial ideas. It is remarkably difficult

⁸One way for the principal to partially prevent non-appropriability is by means of a restrictive covenant stating that if the principal-agent relationship is terminated, the agent will not then compete directly with the principal. However, such covenants are illegal in many jurisdictions (including California, under Section 16600 of the Business and Professions Code). Even where they are legal, they are generally not enforceable unless (1) they are sufficiently limited in scope and duration (e.g., one year under Section 36 of the Austrian Employee's Act), (2) they adequately compensate the employee (e.g., Article 2125 of the Italian Civil Code), and (3) they impose limited penalties for breach of contract (e.g., a maximum of twelve month's salary in France). See Thiébart (2001).

for the principal to prevent a successful court challenge, even in settings where the facts and legal issues are clear.⁹ *A fortiori* the problems are more severe in our incremental knowledge setting.

For simplicity, we model the appropriability problem as a possible court challenge that may be initiated by either party after production (which requires involvement by both) takes place. More specifically, we capture this appropriability with a parameter λ that is the expected share of the operational profits π that a court will award the agent if such a court challenge takes place. It follows that if the agent is involved in knowledge creation then the agent must be paid $\lambda\pi$. If the agent receives less than this then the risk-neutral agent can do better by taking the case to court and receiving an expected return of $\lambda\pi$. If the agent receives more than $\lambda\pi$ then the principal receives less than $(1 - \lambda)\pi$. It follows that the risk-neutral principal can do better by taking the case to court and receiving an expected return of $(1 - \lambda)\pi$. It is possible that the agent gains additional tacit knowledge or credibility in court when he has control over the choice of blueprints. We allow for this possibility below by having an appropriability risk parameter λ for the case of no control and a parameter λ' ($\lambda' > \lambda$) for the case of control. We start with the simpler case in which $\lambda' = \lambda$. The case of $\lambda' > \lambda$ appears in section 8. Finally, if the agent is not involved in knowledge creation, then he cannot claim he came up with the crucial ideas and this court challenge is not an option.

Knowledge control and substitutability

If the principal decides to involve the agent in knowledge creation, she must also decide whether to retain control over the use of the knowledge created or to delegate control to the agent. Control is defined as the right to choose whose blueprint will be implemented in the event that the principal and the agent come up with competing specifications. As in Aghion and Tirole (1997), control is an incentive device to induce innovative effort in settings where monetary incentives are insufficient. In Aghion and Tirole (1997), monetary

⁹The controversy over the discovery of streptomycin is illustrative. In 1939 microbiologist Selman Waksman discovered that soil microbes known as actinomyces produce substances that destroy other microbes. He named these substances 'antibiotics.' After developing a method to systematically search for antibiotics, he hired a team of lab assistants to implement it. This systematic search led Waksman to the discovery of 22 antibiotics, including streptomycin which in 1944 became the first effective treatment against tuberculosis. In 1949 Albert Schatz, who had been involved in the discovery of streptomycin as a student lab assistant, successfully sued Waksman for a share of the royalties. Schatz's legal success came despite the fact that Waksman had been studying actinomyces for over 30 years, had devised the technical procedure that led to the discovery (for which he received the Nobel Prize), had hired Schatz as a salaried lab assistant, had identified many other antibiotics both before and after he met Schatz, and 28 years earlier had even isolated the actinomycete responsible for streptomycin. In contrast, Schatz had been involved in the project for just a few months prior to the discovery and had made no other major contribution to medical research. See Wainwright (1990). Even in this apparently clear-cut case, the principal was unable to prevent the agent from appropriating the knowledge created i.e., from claiming a share of the profits.

Organizational form	Short name	Agent creates knowledge	Agent controls knowledge
Implementation form	I form	No ($e_a = 0$)	No
Knowledge form	K form	Yes ($e_a > 0$)	No
Control form	C form	Yes ($e_a > 0$)	Yes

Note: In all 3 forms, the principal creates knowledge ($e_p > 0$).

Table 2: The three organizational forms

incentives do not work because the agent is assumed to be infinitely risk-averse. In our setting, the agent is risk neutral and does respond to monetary incentives. However, the difficulty of identifying the relative contribution of each party to incremental knowledge creation raises an appropriability risk, constrains the ability to use monetary payments linked to the effort-related outcome to extract effort from the agent, and opens a role for control as an alternative away to provide incentives to the agent.¹⁰ Control is an effective incentive because of the imperfect substitutability of innovative efforts. Suppose that there are two alternative blueprints, one designed by the principal and the other designed by the agent. Our key assumption is that if the principal develops a blueprint for an incremental innovation, then the interdependence between components requires the agent to make some changes in response. As a result, the principal's blueprint shifts the problem of residual incompatibilities onto the agent. Likewise, the agent's blueprint shifts the problem of residual incompatibilities onto the principal.

3. Innovative effort and the role of control

Variations in the degree of substitutability and appropriability generate three distinct organizational forms that are distinguished by whether the agent is involved in knowledge creation and, if so, whether the agent has control over knowledge. We now review these organizational forms in detail and solve for the equilibrium levels of creative effort exerted by each party.

The implementation-form organization (I form)

In the implementation form ('I form') organization, the principal does not engage the agent in knowledge creation i.e., $e_a = 0$. Rather, the principal develops the blueprint and has it implemented by the agent who is left to sort out the final bugs. Conditional on production the principal pays the agent some amount w_a^I and is left with $\pi - w_a^I$. The

¹⁰The appropriability risk constrains what the principal pays the agent once involved in knowledge creation. On the one hand, it forces the principal to pay the agent enough that the agent gets involved in knowledge creation and does not to walk away with the knowledge gained. On the other hand, it constrains the distribution between the parties of the benefits of a successful innovation and thus limits the extent to which the principal can induce innovative effort by the agent with monetary incentives alone.

level of operational profits π and its division between w_a^I and $\pi - w_a^I$ are endogenized in section 6 where we introduce the free-entry conditions for principals and agents. The principal must choose a level of creative effort e_p that maximizes her expected utility:

$$\max_{\{e_p\}} \mathbf{EU}_p^I \quad \text{where} \quad \mathbf{EU}_p^I = (\pi - w_a^I)e_p(1 - e_p). \quad (3)$$

By exerting effort e_p , the principal develops a blueprint with probability e_p and, since it is her blueprint, all implementation costs are borne by the agent. Thus, the principal's leisure is $1 - e_p$ and the agent's leisure is $(1 - e_a)s = s$. Correspondingly, the expected utility for the agent is

$$\mathbf{EU}_a^I = w_a^I e_p s. \quad (4)$$

If no blueprint is developed, which happens with probability $1 - e_p$, there is no production and income levels are zero. This raises two issues that apply to all organizational forms. First, we are presuming that production is always preferred to no production. This follows from and is the purpose of our assumption that $s > 0$. Second, it would be of interest to introduce a fixed production cost that must be incurred independent of the outcome of research e.g., a factory must be built or the agent must be compensated even if there is no production. However, this fixed cost does not alter our conclusions and only adds another parameter to keep track of. We therefore assume that there are no fixed costs other than the blueprint requirement itself.

The solution to (3) is trivial ($e_p = 1/2$). For future reference, denote the equilibrium creative effort levels under the I form by

$$e_p^I = 1/2 \quad \text{and} \quad e_a^I = 0. \quad (5)$$

The knowledge-form organization (K form)

In the knowledge-form ('K form') organization, the principal engages the agent in knowledge creation ($e_a > 0$), but retains control over the choice of blueprints. Involving the agent in knowledge creation leads to a risk of appropriability which, as discussed above, leaves the agent with income $\lambda\pi$ and the principal with income $(1 - \lambda)\pi$. In the event that both parties come up with a blueprint, the principal will choose to have her own blueprint implemented. This shifts the implementation costs onto the agent.

The principal chooses a level of creative effort that maximizes her expected utility:

$$\begin{aligned} \max_{\{e_p\}} \mathbf{EU}_p^K \quad \text{where} \quad \mathbf{EU}_p^K &= e_p(1 - \lambda)\pi(1 - e_p) + (1 - e_p)e_a(1 - \lambda)\pi(1 - e_p)s \\ &= (1 - \lambda)\pi[e_p + (1 - e_p)e_a s](1 - e_p). \end{aligned} \quad (6)$$

That is, with probability e_p the principal develops a blueprint and has it implemented by the agent, receives income $(1 - \lambda)\pi$ and has leisure time of $1 - e_p$. With probability

$(1 - e_p)$ the principal fails to develop a blueprint. However, since under the I form the principal has involved the agent in knowledge creation, there is still a probability e_a that the agent develops a blueprint. Since this will be the agent's preferred blueprint, it requires additional effort from the principal to adapt it and take it to the production stage. This leaves the principal with income $(1 - \lambda)\pi$ and leisure $(1 - e_p)s$. $s < 1$ captures the cost to the principal of implementing the agent's blueprint. Correspondingly, the agent chooses a level of creative effort that maximizes her expected utility:

$$\max_{\{e_a\}} EU_a^K \quad \text{where} \quad EU_a^K = \lambda\pi[e_p s + (1 - e_p)e_a](1 - e_a). \quad (7)$$

The reaction functions of the principal and the agent under the K form are given by

$$e_p^K(e_a) = \frac{1 - 2se_a}{2(1 - se_a)} \quad \text{and} \quad e_a^K(e_p) = \frac{1 - (1 + s)e_p}{2(1 - e_p)}. \quad (8)$$

Solving these yields the equilibrium levels of creative effort for the principal and agent:

$$e_p^K = \frac{1}{2 + s} \quad \text{and} \quad e_a^K = \frac{1}{2(1 + s)}. \quad (9)$$

The control-form organization (C form)

In the control-form ('C form') organization, the principal engages the agent in knowledge creation and delegates control over the choice of blueprints to the agent. It follows from the discussion of the K form that if the agent develops a blueprint, it is the agent's blueprint that is used. The problem faced by the principal is thus

$$\max_{\{e_p\}} EU_p^C \quad \text{where} \quad EU_p^C = (1 - \lambda)\pi[e_a s + (1 - e_a)e_p](1 - e_p), \quad (10)$$

and the problem faced by the agent is

$$\max_{\{e_a\}} EU_a^C \quad \text{where} \quad EU_a^C = \lambda\pi[e_a + (1 - e_a)e_p s](1 - e_a). \quad (11)$$

The reaction functions of the principal and the agent under the C form are given by

$$e_p^C(e_a) = \frac{1 - (1 + s)e_a}{2(1 - e_a)} \quad \text{and} \quad e_a^C(e_p) = \frac{1 - 2se_p}{2(1 - se_p)}. \quad (12)$$

Solving these yields the equilibrium levels of creative effort for the principal and the agent:

$$e_p^C = \frac{1}{2(1 + s)} \quad \text{and} \quad e_a^C = \frac{1}{2 + s}. \quad (13)$$

We next turn to investigating how the levels of creative effort depend on the degree of substitutability s and the organizational form.

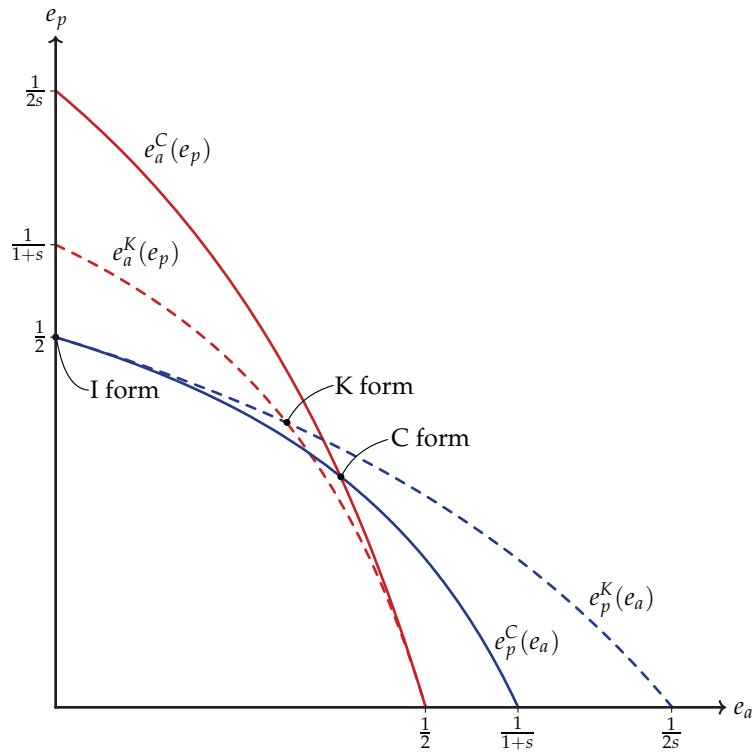


Figure 1: Creative effort reaction functions

The role of control

The choice of organizational form by the principal affects the extent of knowledge creation (creative effort) by both the principal and the agent. Comparison of equations (5), (9), and (13) yields the following relationship between creative effort levels and organizational forms.

Lemma 1 (Creative effort and organizational form)

$$e_a^C > e_a^K > e_a^I = 0 \text{ and } 0 < e_p^C < e_p^K < e_p^I.$$

As we move from the I form through the K form to the C form, the principal's creative effort falls and the agent's creative effort rises. That is, the principal replaces her creative effort with that of the agent's.

Figure 1 illustrates lemma 1 by plotting the K-form and C-form reaction functions (equations 8 and 12) as well as the equilibrium creative effort levels of the principal and agent (equations 5, 9, and 13). Under the I form, the agent is not involved in knowledge creation ($e_a^I = 0$) and the principal must exert a high level of creative effort ($e_p^I = 1/2$). Under the K form, the agent does some of the blueprint development ($e_a^K > 0$), thus allowing the principal to cut back on her creative effort levels. Under the C form, the principal uses even more of the agent's creative effort as a substitute for her own. Why

does delegating control induce the agent to exert more creative effort? Having control allows one to choose one's own blueprint, thereby shifting the burden of implementation onto the other party. This raises the returns to successfully developing a blueprint. In particular, when control is shifted from the principal to the agent the returns to creative effort rise for the agent and fall for the principal. As a result, the principal is able to replace her own creative effort with that of the agent's.

The analysis of lemma 1 holds s fixed. We may also inquire as to the effects of our key substitutability parameter s on the choice of effort.

Lemma 2 (Creative effort and substitutability s)

$$\frac{de_i^C}{ds} < 0, \quad \frac{de_i^K}{ds} < 0, \quad \text{and} \quad \frac{de_i^I}{ds} = 0 \quad i = p, a.$$

The less substitutable is creative effort (i.e., the smaller is s), the greater is the downside risk of having to implement the other party's blueprint. This induces greater creative effort by both parties. Lemmas 1–2 are interesting features of equilibrium creative effort that feed into our main results about the choice of organizational form.

4. The organizational choice

The principal chooses the organizational form that yields the highest utility, subject to the agent's participation constraint. Plugging in the Nash effort levels of equations (5), (9) and (13) into the principal's expected utility functions of equations (3), (6) and (10) yields the following values for expected utility (with expectation taken over the probability of developing a blueprint):

$$\begin{aligned} \mathbf{EU}_p^I &= (\pi - w_a^I) \frac{1}{4}, \\ \mathbf{EU}_p^K &= (1 - \lambda)\pi \frac{1 + s}{2(2 + s)}, \end{aligned} \tag{14}$$

and

$$\mathbf{EU}_p^C = (1 - \lambda)\pi \frac{(1 + 2s)^2}{4(1 + s)(2 + s)}.$$

It is mathematically convenient to re-write these equations by dividing through by $\frac{(1-\lambda)\pi}{4}$. Denoting the result by $V_p^j \equiv \frac{4}{(1-\lambda)\pi} \mathbf{EU}_p^j$ ($j = I, K, C$) yields:

$$\begin{aligned} V_p^I &= \alpha, \\ V_p^K &= \frac{2(1 + s)}{(2 + s)}, \end{aligned} \tag{15}$$

and

$$V_p^C = \frac{(1+2s)^2}{(1+s)(2+s)},$$

where

$$\alpha \equiv \frac{\pi - w_a^I}{(1-\lambda)\pi}. \quad (16)$$

α is the principal's income when the agent is not involved in knowledge creation divided by the principal's income when the agent is involved in knowledge creation. α thus measures the *monetary cost of appropriability risk for the principal*. (We use α for appropriability). Inspection of equation (15) makes it clear that the principal's choice of organizational form depends on just two key parameters, substitutability s and appropriability α . parameter s is a match-specific parameter, whereas α depends on the outside opportunities available to principal and agent and is endogenised in section 6.

Figure 2 plots the V_p^j against s and α . Within a panel, the V_p^j are plotted against the s . Across panels, the V_p^j are plotted against the α in the sense that α rises as one moves from case 1 through to case 3. Consider the upper panel. The V_p^K and V_p^C curves are upward sloping and intersect only once. The intersection occurs at s_2 . To the left of s_2 the K form is preferred over the C form while to the right of s_2 the C form is preferred over the K form. Whether the I form is preferred depends on the value of α . The top panel of figure 2 (case 1) illustrates the case where α is sufficiently small that the relevant intersection is between V_p^I and V_p^K . This occurs at $s_3(\alpha)$. To the left of $s_3(\alpha)$ the I form is preferred.¹¹ For somewhat larger values of α (case 2), the relevant intersection is between V_p^I and V_p^C and occurs at $s_1(\alpha)$. To the left of $s_1(\alpha)$ the I form is preferred. For very large values of α ($\alpha > \alpha_1$ in figure 2), V_p^I lies everywhere above V_p^K and V_p^C so that the I form is always preferred. *Figure 2 is core to the paper and illustrates how the choice of organizational form depends on our two critical parameters, the degree of substitutability (s) and the degree of appropriability (α).*

At the risk of being pedantic, we formalize the discussion of figure 2 with a couple of definitions and a proposition. This formalization brings home just how simple is the closed-form analysis.

Definition 1 (Critical degrees of substitutability)

1. Let $s_1(\alpha) \equiv \frac{3\alpha-4+\sqrt{\alpha(\alpha+12)}}{2(4-\alpha)}$ be the value of s that equates $V_p^I = V_p^C$.
2. Let $s_2 \equiv \frac{1}{\sqrt{2}}$ be the value of s that equates $V_p^K = V_p^C$.
3. Let $s_3(\alpha) \equiv \frac{2(\alpha-1)}{2-\alpha}$ be the value of s that equates $V_p^I = V_p^K$.

Note that $s_2(= 1/\sqrt{2})$ is independent of the risk of appropriation. However, as we shall see when we generalize the model, this last feature is an artifact of our simplifying assumptions rather than a robust result.

¹¹We will show shortly that incentive compatibility implies $\alpha > 1$ which in turn implies that α can never be so low as to eliminate the I form entirely.

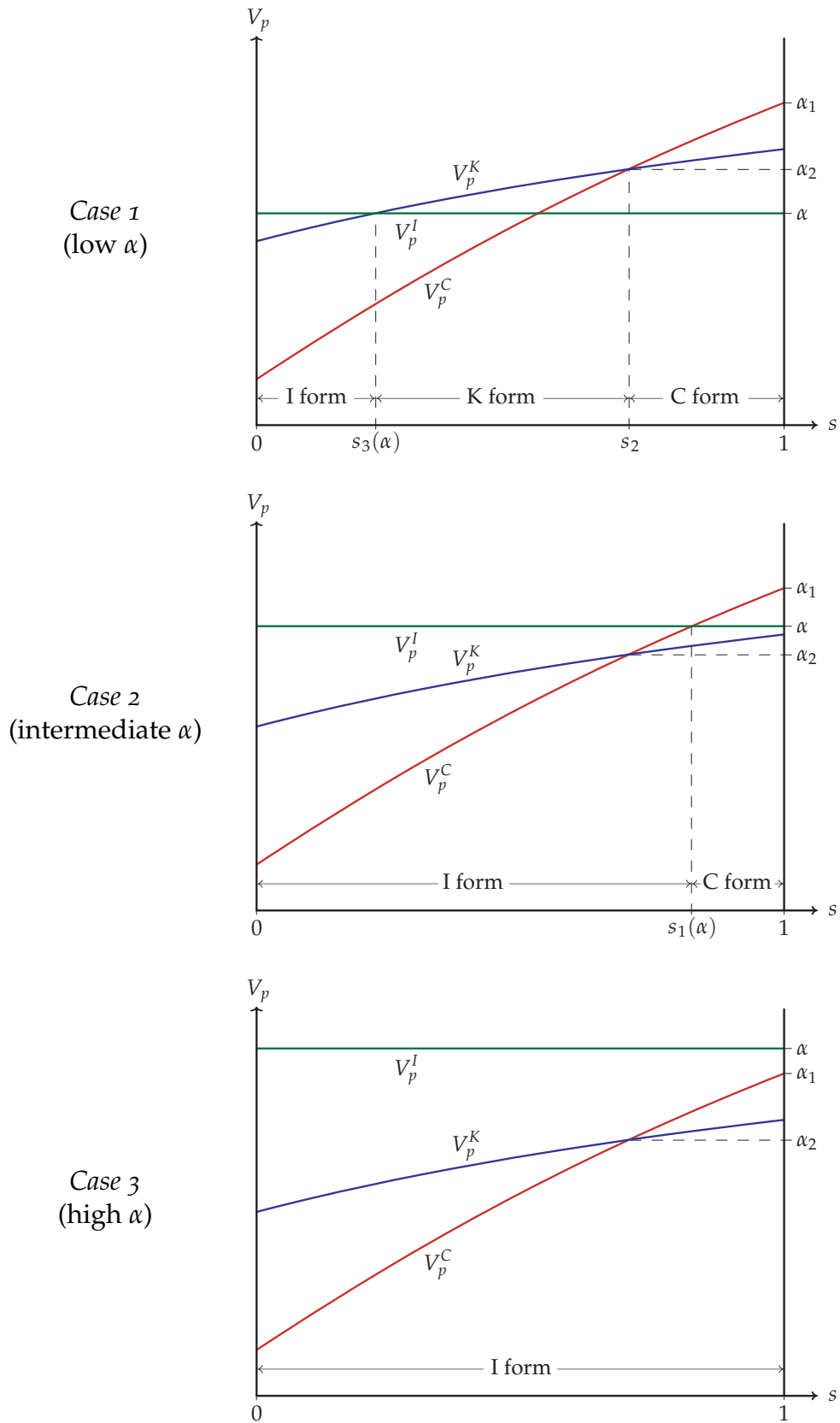


Figure 2: Determinants of organizational forms

Definition 2 (Critical degrees of appropriability)

1. Let $\alpha_1 \equiv \frac{3}{2}$ be the value of α that satisfies $s_1(\alpha) = 1$.
2. Let $\alpha_2 \equiv \frac{2+2\sqrt{2}}{1+2\sqrt{2}} \simeq 1.26$ be the value of α that satisfies $s_2 = s_3(\alpha)$.

The next proposition is organized using the cases displayed in figure 2. It is best understood by referring back to the figure.

Proposition 1 (Determinants of organizational form)

Case 1. If $\alpha < \alpha_2$ (low appropriability costs) then the principal chooses the I form whenever $s \in (0, s_3(\alpha))$, the K form whenever $s \in (s_3(\alpha), s_2)$, and the C form whenever $s \in (s_2, 1)$.

Case 2. If $\alpha \in (\alpha_2, \alpha_1)$ (moderate appropriability costs) then the principal chooses the I form whenever $s \in (0, s_1(\alpha))$ and the C form whenever $s \in (s_1(\alpha), 1)$.

Case 3. If $\alpha > \alpha_1$ (high appropriability costs) then the principal always chooses the I form.

Proposition 1 is our core result. Before investigating the economics of this proposition let us briefly discuss incentive compatibility.

While it is the principal who chooses whether to involve the agent in the creation and control of knowledge, the agent must be willing to accept such a role. Thus, the organizational choice of proposition 1 holds provided that the agent is willing to engage in knowledge creation and control whenever the principal asks him to do so. That is, incentive compatibility requires that $EU_a^K > EU_a^I$ whenever $EU_p^K = \max(EU_p^I, EU_p^K, EU_p^C)$ (i.e. that the agent is willing to engage in knowledge creation whenever asked by the principal to do so) and that $EU_a^C > EU_a^I$ whenever $EU_p^C = \max(EU_p^I, EU_p^K, EU_p^C)$ (i.e. that the agent is willing to be delegated control whenever that is the principal's choice). A necessary and sufficient condition for this to hold for all s is $w_a^I/\pi \leq 2\lambda/3$.^{12,13}

The incentive compatibility constraint implies that the roles of the principal and the agent cannot be reversed despite their apparent symmetry. To see this, note that incentive compatibility is more easily satisfied the lower is w_a^I/π because this makes involvement in knowledge creation more attractive to the agent. By involving the agent in knowledge

¹²To derive this expression, substitute equations (5), (9), and (13) into the agent's expected utility expressions of (4), (7), and (11) and compare the result with the principal's expected utilities expressions of (14). It will be immediately apparent that $EU_a^K > EU_a^I$ for all values of s such that $EU_p^K = \max(EU_p^I, EU_p^K, EU_p^C)$ and that $EU_a^C > EU_a^I$ for all values of s such that $EU_p^C = \max(EU_p^I, EU_p^K, EU_p^C)$ if and only if $EU_a^C \geq EU_a^I$ for $s = 1$. This yields the condition $w_a^I/\pi \leq 2\lambda/3$.

¹³It is now easy to show that the intervals involving the $s_j(\alpha)$ in proposition 1 are well defined. In case 2, it is easy to show that $\alpha \in (\alpha_2, \alpha_1)$ implies $0 < s_1(\alpha) < 1$. Simply plug in the definitions of α_2 , α_1 , and $s_1(\alpha)$. In case 1, it is easy to show that $s_2 < 1$ and that $\alpha < \alpha_2$ implies $s_3(\alpha) < s_2$. Again, plug in the definitions of α_2 , $s_3(\alpha)$, and s_2 . To show $s_3(\alpha) > 0$ note from the definition of $s_3(\alpha)$ and α that $s_3 > 0$ if and only if $\alpha > 1$. But $\alpha > 1$ follows from rearranging the incentive compatibility condition $w_a^I/\pi \leq 2\lambda/3$. Hence all the intervals in proposition 1 are well defined.

creation, the principal is trading off income for leisure while the agent is trading off leisure for income. This will only be worthwhile for both parties if the principal is a sufficiently higher income earner in the absence of agent involvement in knowledge creation i.e., if w_a^I/π is low. Thus, the principal is the one who wants to exchange income in return for leisure and the agent is the one who wants to exchange leisure in return for income.

5. Organizational choice: determinants and co-existence

There are a number of ways to interpret proposition 1. One is as a description of how substitutability s and appropriability α determine the choice of organizational form. In this sense, the proposition offers a comparative static involving s and α . Another way to think about the proposition is as a statement about the co-existence of organizational forms. We turn to these interpretations now.

The role of substitutability as a determinant of organizational choice

A core innovation of our paper is in identifying substitutability of creative efforts s as a determinant of organizational choice. The next corollary uses friendlier language to draw out this implication from proposition 1.

Corollary 1.1 (Substitutability and organizational choice) *An increase in the degree of substitutability between the creative efforts of the principal and the agent (i.e., an increase in s) can lead to a change in organizational form. In case 1, as s rises from 0 to 1 the organizational form changes from the implementation form to the knowledge form and then to the control form. In case 2, the organizational form changes from the implementation form to the control form.*

To investigate the empirical relevance of this corollary we present the case of the cathode ray tube (CRT). The CRT was until recently at the heart of colour TVs.¹⁴ As illustrated in figure 3, it consists of an electron gun that bombards the phosphor-coated inner surface of the glass panel, causing phosphors coloured in red, green, and blue to glow and produce a colour image (see Alig, 1999, for more details). Accurately targetting the inner surface of the glass panel with electrons is tricky. This is the job of the deflection yokes (which create a magnetic field that forces the electron beams to scan across the glass panel surface) and the sophisticated, pattern-forming mask (which shapes the electron beams). The surface must be accurately targeted both in terms of location (which determines the focus or vividness of the image) and in in terms of intensity (which determines the brightness of the image).

¹⁴CRT TVs accounted for the majority of sales until 2007 when they were overtaken by LCD TVs (Display-Search, 2007).

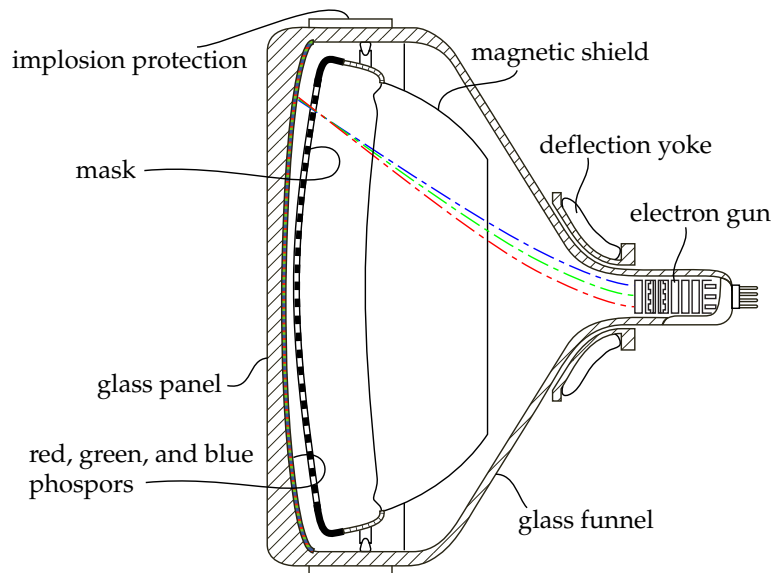


Figure 3: Section of a cathode ray tube

The electron gun and phosphor-coated surface sit inside a vacuum glass tube. The tube must meet three main requirements. First, it must be strong enough to withstand the vacuum pressure. Second, the front panel of the tube must have a thickness that is substantially uniform so as not to distort the image as it passes through the glass. Third, since the phosphor-coated surface sits up against the front panel, the panel must have a shape that is easily targeted by the electron gun.

In the high end of the North American CRT market, there were only eight CRT manufacturers (e.g., Sony) supplied by four glass manufacturers (e.g., Techneglass). Both the glass and CRT manufacturers routinely improved their components. Because the electronic and glass components are interdependent, changes in one component invariably require custom changes in the others. Despite the required customization of glass tubes, the relationships between glass and CRT manufacturers were both arms-length and stable throughout the 1980s and the first half of the 1990s.

In the early 1990s there was a change in the industry that might be viewed as a natural experiment. Incremental improvements in CRTs had reached the point where flat-screen CRT displays were feasible, though expensive. The flat screen created a host of new technical problems. (For a discussion, see US patent 6,121,723.) In particular, it compromised the strength of the glass tube (curved structures, as in domes, withstand pressure better) and also made it difficult to ensure that focus and brightness were uniform from edge to edge of the flat screen (in curved tubes the edges and the centre of the front panel are more equidistant from the electron gun). Broadly speaking, there are two solutions to these problems. First, the glass can be made thicker around the edges in

order to strengthen the tube, a practice known as wedging (see, e.g., US patent 5,107,999). Wedging can be seen in the CRT of figure 3. This glass manufacturer's solution imposes heavy implementation costs on the CRT manufacturer because the variable glass thickness makes it even more difficult to ensure uniform focus and brightness across the front panel. The CRT manufacturer must therefore make modifications to the electron gun and the phosphor-coated surface (see, e.g., US patent 6,307,333). Alternatively, the electron gun can be designed to ensure edge-to-edge focus and brightness on a uniformly thin front panel (see, e.g., US patent 5,539,285). This CRT manufacturer's solution imposes heavy costs on the glass manufacturer because it means that the tube can only be strengthened by more fully exploiting the compressive characteristics of the glass (see, e.g., US patent 6,353,283). What this means is that the introduction of the new flat-screen displays sharply reduced substitutability between the creative efforts of the CRT and glass manufacturers. In the notation of our model, s fell.¹⁵

According to our model, this exogenous fall in s should have led to a change in organizational form. In particular, the dominant organizational form, which involved out-sourcing the design and production of the glass tube (i.e., the control form), should have given way to the knowledge-form organization or even the implementation-form organization. This is precisely what happened. The case of Sony provides a good example. Sony had outsourced the design and production of its glass tubes during the 1980s and the first half of the 1990s. Then, in 1995, facing the novel issues raised by flat-screen CRTs, instead of approaching its traditional glass manufacturers for an external solution, Sony decided take control of the innovation process. With this purpose, it initiated a joint venture with Corning-Asahi, called American Video Glass (AVG), which was mandated to design and produce a glass tube with a uniformly thin front panel. The AVG arrangement can be seen as an example of the knowledge-form organization, since Sony involved Corning-Asahi but retained control over the design process. Sony's control over the design process is evident from the fact that AVG was located inside Sony's Pittsburgh production facility, where Sony had its headquarters for the design and engineering of CRT TVs. Also, the solutions developed were clearly CRT manufacturer's solutions rather than glass manufacturer's solutions, as per our discussion above. A report for dealers from a tour of the AVG facilities to present Sony's 40-inch XBR Wega TV (model KV-40XBR700) noted that the main challenge for the manufacture of the extra-large glass panel was that it was "more susceptible to heat and breakage"; on the CRT side, however, the aperture

¹⁵All of these patents protect small incremental improvements to the glass and electronic components of CRTs. Yet the existence of these patents has not prevented each manufacturer from finding slightly different solutions and filing patent applications over its particular blueprint or implementation of a blueprint. See Levin, Klevorick, Nelson, and Winter (1987) for evidence that in most sectors firms do not regard patents as an effective means of protecting *incremental* innovations, but file patent applications anyway for a host of other reasons.

grille (Sony's version of the pattern-forming mask) "still only requires two horizontal dampening wires, just like the 36-inch model" (Clauser, 2001). In parallel, Sony continued to out-source glass tubes from its existing suppliers, such as Techneglass. However, these suppliers would now implement Sony's design as opposed to developing their own. This is essentially an implementation-form organization. Thus, corollary 1.1 correctly predicts developments in the organizational form of this industry: a shift from the C-form to the K-form and the I-form.

Finally, it is worth pointing out that more traditional explanations for vertical integration are not relevant here. For one, Sony's AVG arrangement was not about concentrating different stages of the TV production process in one site: AVG was set up to supply Sony's San Diego production facility, *not* Sony's Pittsburgh production facility where it was located. For another, the usual hold-up explanation (e.g., Klein *et al.*, 1978, Williamson, 1985, Hart, 1995) is not relevant here either. First, Sony and all other CRT manufacturers had a long history of ordering custom glass tubes from outside suppliers. Despite the potential for hold-up that custom tubes entail, out-sourcing of tubes was pervasive and stable throughout the 1980s and early 1990s (before flat-screen CRT displays appeared). Second, throughout this long period, Sony bought from three of the four main glass tube suppliers and these suppliers appear to have freely applied knowledge developed for Sony to the glass tubes they supplied to Sony's competitors. (See Helper *et al.*, 2000, for evidence that this is a common practice among suppliers in many industries.) Third, even after the introduction of flat-screen displays Sony continued to out-source glass tubes from its existing suppliers, which suggests that investment specificity did not become any more of a concern. Fourth, both the CRT and glass manufacturers' patents cited above clearly state that the introduction of flat screen displays created technical problems for which there were two types of solutions, each of which shifted the burden of implementation onto the other party. Finally, we are clearly dealing with the production of knowledge, which has more of a public-goods character than, say, a Fisher Brothers automotive body. In short, it seems that the change in organizational form had little to do with transportation costs or hold-up and everything to do with a reduction in Sony's ability to substitute its creative effort for that of its glass tube suppliers. That is, we are dealing with a reduction in s .

The role of appropriability risk as a determinant of organizational choice

Another innovation of our paper is in identifying an appropriability problem that exploits the public-goods nature of knowledge. The next corollary uses friendlier language to draw out this implication from proposition 1.

Corollary 1.2 (Appropriation costs and organizational choice) *An increase in the cost of appropriability risk for the principal (i.e., an increase in α) pushes the organizational form away*

from both the knowledge and control forms towards the implementation form.

To illustrate this point we return to the CRTs found in colour TVs. Within this technology, we now shift our focus away from the glass tube and towards the other components of the CRT, such as the electron gun and the pattern-forming mask. There is wide heterogeneity in the extent to which CRT manufacturers involve their suppliers in knowledge creation and control of these other components. For instance, Hitachi out-sourced the design and production of its CRTs. Sony instead designed and produced the key technological components, and kept a tight control over the technical specifications of the components it out-sourced. A key difference between the two manufacturers is the type of pattern-forming mask that each used. See figure 3. Hitachi used a fairly standard shadow mask whereas Sony used its advanced 'Trinitron' aperture-grille mask. As a result, Sony had a jump on the field and crucial knowledge to hide from manufacturers that started producing Trinitron clones when patent protection expired. Given these differences in the appropriability of mask technology, our model correctly predicts that Hitachi will out-source more of its CRT business than Sony.¹⁶

Notice once again how the choice of organizational form is very different from the usual one (e.g., Klein *et al.*, 1978), including, most recently, Grossman and Helpman (2002). In the usual setting, there is a relationship-specific investment and one party can renegotiate for a better deal knowing that the investment is not worth anything to the other party in the absence of a deal. The solution is to integrate, possibly incurring additional governance costs. Here integration will not solve the public goods, knowledge-appropriation problem. The principal has two solutions. She may set an incentive-compatible payment that prevents the agent from trying to claim ownership of the knowledge (the K and C forms). Alternatively, the principal may choose not to involve the agent in knowledge creation (the I form). In either case, the public-goods nature of knowledge is central.

Co-existence of organizational forms

A very different way of thinking about proposition 1 is as a statement about the co-existence of organizational forms. The idea is that if there are multiple principal-agent matches, each with an idiosyncratic characteristic (α, s) , then we would observe the simultaneous coexistence of up to three different organizational forms. Such heterogeneity appeared in our discussion of Hitachi and Sony. In this case, the heterogeneity is induced by differences across firms in λ and hence α . In the section next section we consider the existence of multiple matches each characterized by a different s . We then show that in equilibrium, organizational forms co-exist.

¹⁶It is worth noting that Sony out-sources much more in lines of business where appropriability issues are not as important as in its CRTs.

To summarize, proposition 1 contains two novel features. It tells us how organizational forms vary with the degree of substitutability of creative efforts (s) and with the risk of appropriation (α). It also predicts that heterogeneity in α or s will lead to the coexistence of organizational forms.

6. General Equilibrium

We have been careful to set up the model so that its general equilibrium aspects are easy to handle. While general equilibrium interactions are not the main message of this paper, we nevertheless have several reasons for pursuing them. First and most importantly, this allows us to endogenize how profits are split between the principal and the agent under the implementation form. This in turn allows us to endogenize the key appropriability parameter $\alpha = (\pi - w_a^I) / [(1 - \lambda)\pi]$ that affects the choice between all organizational forms. Second, general equilibrium analysis allows us to endogenize the number of principals and agents. Third, it illustrates the more general point that each firm's choice of organizational form is affected by the options available to the 'marginal' principal or agent in the economy, which necessarily reflect the (general equilibrium) environment in which the firm operates (see Legros and Newman, 2008, 2013). Fourth, it establishes the uniqueness of equilibrium. Finally, this section shows just how easy it is to use our model for general equilibrium comparative statics.

We have set up the model so that the level of profits of any given firm does not affect its choice of organizational form, while the distribution of these profits between the firm's principal and agent does.¹⁷ The focus of our general equilibrium analysis is thus on the effect of outside opportunities on the equilibrium number of principals and agents and on how profits are split between them under the implementation form. This allows us to endogenize the cost of knowledge appropriability and the equilibrium organizational forms of different principal-agent matches.

To avoid over-kill, we do not work through all three cases identified in figure 2 and proposition 1. Instead, we look at the most complicated case (case 1, with all three organizational forms). The remaining cases follow trivially.

Each type of actor i ($i = p, a$) has an alternative opportunity in the 'nine-to-five' sector, that is, a sector where workers do not exert either creative effort or implementation effort. This leaves workers in this sector with one unit of leisure. Let w_i^{9-5} be the wage in this

¹⁷Marin and Verdier (2008) build a general equilibrium framework that also contains elements drawn from Aghion and Tirole (1997). Other than that, their paper is quite different from ours. In particular, in Marin and Verdier (2008) the level of firm profits directly affects the choice of organizational form and their analysis focuses on comparative statics that affect organizational form by changing this profit level. The organizational forms they consider also differ from ours since their interest is not in knowledge creation but in market power.

sector. With one unit of leisure, w_i^{9-5} will also measure utility. Each actor must decide whether to work in the nine-to-five sector or to match. Matches are characterized by the substitutability parameter s . The probability of entering a match of type s is described by an arbitrary but known probability density function $f(s)$ defined over $(0,1)$ and with positive mass throughout this interval. With free entry into either a match or the nine-to-five sector, utility and expected utility must be equalized across activities. Since nine-to-five sector utility is just w_i^{9-5} , perfect mobility implies

$$w_i^{9-5} = \int_0^{s_3} \mathbf{E}U_i^I f(s) ds + \int_{s_3}^{s_2} \mathbf{E}U_i^K f(s) ds + \int_{s_2}^1 \mathbf{E}U_i^C f(s) ds, \quad i = p, a \quad (17)$$

where on the right hand side expectations are taken across different values of s and hence across utilities under different organizational forms.¹⁸ Note that since nine-to-fivers have more leisure time, their incomes must be lower.

We have not explained what nine-to-fivers do. While there are many options, the simplest for present purposes is an activity that does not introduce another product market. We thus treat nine-to-fivers as production line workers who are hired to produce the products described by blueprints. Further, to distinguish between principals and agents in the simplest way possible, we assume that when employed as nine-to-fivers, agents are ϕ times as productive as principals:

$$w_a^{9-5} = \phi w_p^{9-5}. \quad (18)$$

The incentive compatibility constraint derived in section 4 implies $0 < \phi < 1$.

We will need to keep track of the number of principals L_p , the number of agents L_a , the number of matches m , and the number of matches that successfully produce blueprints n . Let $\rho \equiv n/m$ be the probability that a match successfully produces a blueprint. In equilibrium, ρ is given by

$$\begin{aligned} \rho(s_3) &\equiv \frac{n}{m} = \int_0^{s_3} e_p^I f(s) ds + \int_{s_3}^{s_2} [e_p^K + (1 - e_p^K) e_a^K] f(s) ds + \int_{s_2}^1 [e_a^C + (1 - e_a^C) e_p^C] f(s) ds \\ &= \frac{1}{2} \int_0^{s_3} f(s) ds + \frac{3}{2} \int_{s_3}^1 \frac{1}{(2+s)} f(s) ds, \end{aligned} \quad (19)$$

where the second line follows from substituting in the expressions for the e_i^j given by equations (5), (9), and (13).

Finally, we need an expression for profits. Since there are fixed costs of developing a blueprint, firms will earn positive operational profits. Let $\mu(n)$ be a firm's mark-up i.e., (price less marginal cost)/(price). We assume only that mark-ups fall as the number

¹⁸Recall that s_2 and s_3 are defined in definition 1 and displayed in the top panel of figure 2.

of producers rises. That is, $d\mu(n)/dn \leq 0$. This is consistent with a large number of market structures.¹⁹ Because of symmetry, each producer's revenue is a fraction $1/n$ of total income Y . By the definition of $\mu(n)$, each firm's profits will be a fraction $\mu(n)$ of its revenues:

$$\pi = \mu(n)Y/n. \quad (20)$$

Total income is the sum of nine-to-five incomes plus total profits $n\pi$:

$$Y = (L_p - m)w_p^{9-5} + (L_a - m)w_a^{9-5} + n\pi. \quad (21)$$

This completes our description of general equilibrium.²⁰

Our primary interest is in endogenizing $\alpha = (\pi - w_a^I)/[(1 - \lambda)\pi]$, which is equivalent to endogenizing $\omega \equiv w_a^I/\pi$. To this end, we can rewrite the equation (17) free entry conditions of the principal and agent exclusively in terms of just two unknowns, ω and the number of successful matches n . To do so, first note from definition 1 that $s_2 = 1/\sqrt{2}$ and $s_3 = 2(\lambda - \omega)/(1 - 2\lambda + \omega)$. Second, substitute the equation (14) expression for the EU_p^j into the equation (17) free entry condition for principals to obtain

$$g(n, \omega) = \frac{1 - \omega}{4} \int_0^{\frac{2(\lambda - \omega)}{1 - 2\lambda + \omega}} f(s) ds + \frac{1 - \lambda}{2} \int_{\frac{1}{\sqrt{2}}}^{\frac{1 + s}{2 + s}} f(s) ds + \frac{1 - \lambda}{4} \int_{\frac{1}{\sqrt{2}}}^1 \frac{(1 + 2s)^2}{(1 + s)(2 + s)} f(s) ds \quad (22)$$

where $g(n, \omega)$ is simply w_p^{9-5}/π expressed as a function of n and ω . It is straightforward to show that $dg(n, \omega)/dn > 0$ and that $dg(n, \omega)/d\omega < 0$.²¹ The corresponding free entry condition for agents is

$$g(n, \omega) = \frac{\omega}{2\phi} \int_0^{\frac{2(\lambda - \omega)}{1 - 2\lambda + \omega}} s f(s) ds + \frac{\lambda}{4\phi} \int_{\frac{1}{\sqrt{2}}}^{\frac{1 + s}{2 + s}} \frac{(1 + 2s)^2}{(1 + s)(2 + s)} f(s) ds + \frac{\lambda}{2\phi} \int_{\frac{1}{\sqrt{2}}}^1 \frac{1 + s}{(2 + s)} f(s) ds. \quad (23)$$

Equations (22) and (23) jointly characterize the general equilibrium values of the number of producers (n) and the share of operational profits going to the agent under the I form (ω). As illustrated in figure 4, when drawn in $\{n, \omega\}$ space the free entry condition for agents always slopes upward and has a larger slope than the free entry condition for

¹⁹Consider two examples. If firms are monopolistic competitors producing differentiated varieties that enter consumer preferences with a constant elasticity of substitution σ , then $\mu(n) = 1/\sigma$ and $d\mu(n)/dn = 0$. If firms are Bertrand oligopolists, again with CES product differentiation, then $\mu(n) = 1/[\sigma - (\sigma - 1)/n]$ and $d\mu(n)/dn = -(\sigma - 1)/[1 + (n - 1)\sigma]^2 < 0$.

²⁰For our purposes it is sufficient to solve for the ratio w_p^{9-5}/π . It is trivial to solve for w_p^{9-5} and π individually: all one needs is an additional equation equating w_p^{9-5} to the value of its marginal product.

²¹Substituting equations (18) and (21) and the definition of ρ into (20) and solving for w_p^{9-5}/π yields $g(n, \omega) \equiv \frac{w_p^{9-5}}{\pi} = \frac{[1 - \mu(n)]n}{\mu(n)\{[L_p - n/\rho(\lambda, \omega)] + \phi[L_a - n/\rho(\lambda, \omega)]\}}$. Noting that, with $s_3 = 2(\lambda - \omega)/(1 - 2\lambda + \omega)$, $d\rho(\lambda, \omega)/d\lambda < 0$ and $d\rho(\lambda, \omega)/d\omega > 0$, it is straightforward to see that $dg(n, \omega)/dn > 0$ and $dg(n, \omega)/d\omega < 0$. Notice that, by (18), $w_a^{9-5}/\pi = \phi g(n, \omega)$.

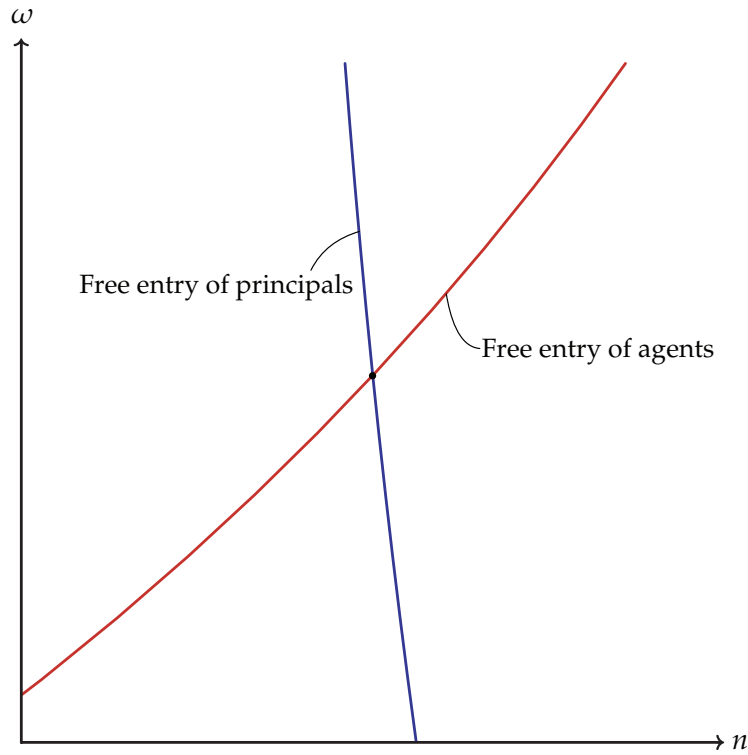


Figure 4: General equilibrium

principals.²² Thus, the intersection of the two free entry conditions is unique as illustrated in figure 4.

To summarize our general equilibrium derivations, let us collect our exogenous parameters in the vector $\beta = \{L_p, L_a, \lambda, \phi\}$ where $\beta \in B = \{(0, \infty)^2 \times (0, 1)^2\}$. The discussion leading up to figure 4 demonstrates that for each parameter vector β there exists a unique equilibrium with $n = n(\beta)$ and $\omega = \omega(\beta)$. Since α is a function of ω , this implies a unique $\alpha = \alpha(\beta)$. Proposition 1 with α set to $\alpha(\beta)$ then fully characterizes the co-existence of organizational forms in equilibrium.

Proposition 2 (General equilibrium) *For each parameter vector $\beta \in B$ there exists a unique general equilibrium. The types of organizational forms that co-exist and the range of substitutability s for which each form is adopted are given by proposition 1 with the cost of appropriability α set to $\alpha(\beta)$.*

The comparative statics discussed throughout the paper still hold in general equilibrium. We can also take these comparative statics one level deeper. For instance, we may use equations (22) and (23) to look at how the risk of appropriation (λ) affects the number

²²These claims about slopes follow from $dg(n, \omega)/dn > 0$, $dg(n, \omega)/d\omega < 0$, and the fact that the right-hand side of equation (22) is decreasing in ω whereas the right-hand side of equation (23) is increasing in ω .

of producers (n), the share of operational profits received by agents under the I form (ω), and the cut-off between organizational forms (s_3).

So far we have taken the distribution of the substitutability parameter $f(s)$ as exogenous. Its evolution is of course of interest. The dynamic we have in mind is that the larger is the set of agents involved in knowledge creation and control, the more rapidly agents acquire the skills that principals are looking for. That is, $f(s)$ becomes skewed to the right over time. This will increase the proportion of matches that adopt the K and C forms which further reinforces the acquisition of skills. The result is a knowledge-based externality: by involving workers and subcontractors more closely in knowledge-based activities today, firms create an environment that encourages even more agent participation in knowledge-based activities tomorrow. This will have implications for growth.

In the next two sections we show how easy it is to extend our model in a number of interesting and empirically relevant directions.

7. A busier principal

In March 2001, the Boeing Company announced it was fundamentally changing its organizational structure. Boeing had three major lines of business, including the famous commercial aircraft unit co-located with its corporate headquarters in Seattle. Faced with a flat market for commercial aircraft and limited growth potential elsewhere, Boeing's corporate management set out to identify new lines of business. At the same time, corporate managers knew that to remain competitive they needed to continue delivering incremental innovations in their existing lines of business. To achieve both ends, Boeing's corporate management decided to relinquish control over operational improvements in its existing lines of business. In particular, it promoted the three existing unit heads to chief executive officers and geographically separated the corporate headquarters from all three business units.²³

This is yet another example of a change in organizational form that cannot be explained by the more conventional approach to organizations that emphasizes hold-up issues. It

²³The simultaneous announcement of these two decisions and the explanations given by Boeing's Chairman at the news conference made it clear that the relocation of Boeing's corporate headquarters (to Chicago, it was later announced) was not just about locating more centrally within the United States; it was mainly a commitment to delegating control over incremental knowledge creation. (Indeed, centrally-located Saint Louis was not even considered as a potential headquarter location because it housed Boeing's military aircraft and missile operations and Boeing's Chairman felt that having business units managers down the corridor from him would limit their initiative.) Note that our aim is not to explain the specific choice of Chicago over the two other short-listed locations, Dallas/Fort Worth and Denver, which was made months later (on this respect, see Garcia-Mila and McGuire, 2002). Rather we wish to explain the decision to separate the corporate headquarters from all business units at the same time as business unit managers were given greater responsibilities. A recording of Boeing's news conference of 21 March 2001 is available from <http://www.boeing.com/news/>.

can however, be easily understood within our framework simply by introducing one additional parameter that measures how busy the principal is with other tasks. More generally, this allows us to analyze the effects of managerial overload on the involvement of subordinates in knowledge creation and control.

So far we have assumed that the principal and the agent have similar demands on their time. Let us now allow for the possibility that the principal is busier than the agent. The simplest way to do this is by assuming that the principal has θ units of time less than the agent. For simplicity, we treat θ as exogenous (in a more complex setting, θ could be endogenized by letting the principal choose how much time to devote to other tasks). Then the principal's leisure is $l_p = [(1 - e_p)s - \theta]$ when the agent's preferred blueprint is implemented and $l_p = (1 - e_p - \theta)$ when the principal's own preferred blueprint is implemented. (Our baseline case corresponds to $\theta = 0$.) The agent's leisure continues to be $l_a = (1 - e_a)s$ when the principal's preferred blueprint is implemented and $l_a = (1 - e_a)$ when the agent's own preferred blueprint is implemented.

When the agent is not involved in knowledge creation, the problem faced by the principal now that θ units of her time are already taken by other tasks is

$$\max_{\{e_p\}} \mathbf{EU}_p^I, \quad \mathbf{EU}_p^I = (\pi - w_a^I)e_p(1 - e_p - \theta). \quad (24)$$

The solution to this yields the principal's equilibrium creative effort level under the I form as

$$e_p^I = (1 - \theta)/2. \quad (25)$$

Note that e_p^I is decreasing in θ : as the principal becomes busier with other tasks, she is less willing to exert creative effort. This lowers the probability of a blueprint being developed.

When the agent is involved in knowledge creation, the problem faced by the principal is now

$$\max_{\{e_p\}} \mathbf{EU}_p^K, \quad \mathbf{EU}_p^K = (1 - \lambda)\pi\{e_p(1 - e_p - \theta) + (1 - e_p)e_a[(1 - e_p)s - \theta]\} \quad (26)$$

if the principal retains control, and

$$\max_{\{e_p\}} \mathbf{EU}_p^C, \quad \mathbf{EU}_p^C = (1 - \lambda)\pi\{e_a[(1 - e_p)s - \theta] + (1 - e_a)e_p(1 - e_p - \theta)\} \quad (27)$$

if control is delegated to the agent. The solutions to these yield the reaction functions of the principal under the K and C forms as

$$e_p^K(e_a) = \frac{1 - 2se_a - \theta(1 - e_a)}{2(1 - se_a)} \quad \text{and} \quad e_p^C(e_a) = \frac{1 - (1 + s)e_a - \theta(1 - e_a)}{2(1 - e_a)}, \quad (28)$$

respectively. The main point to note from these equations is that both $e_p^K(e_a)$ and $e_p^C(e_a)$ are decreasing in θ : as the time spent by the principal on other tasks increases, she is less

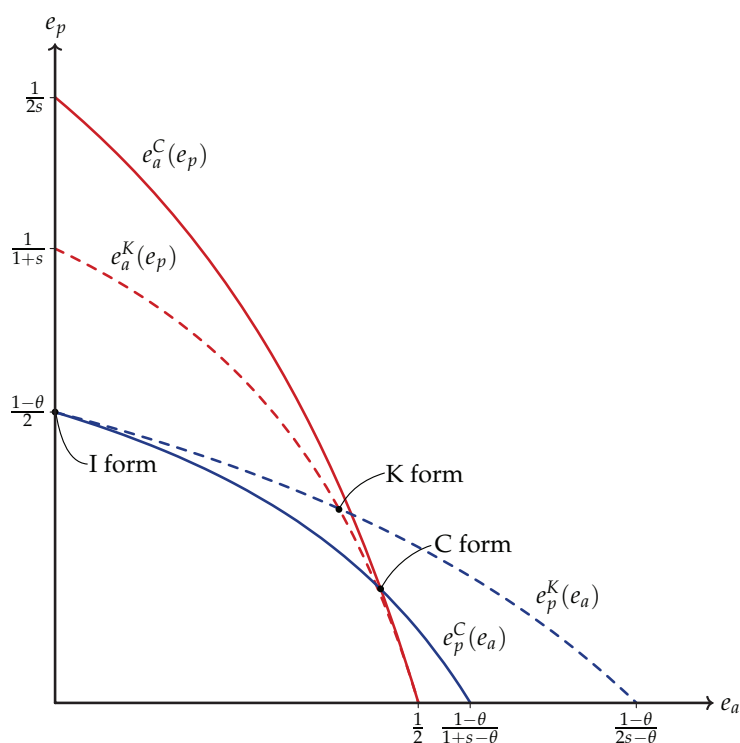


Figure 5: Creative effort reaction functions when the principal is busier

willing to exert creative effort for any given level of creative effort by the agent. In other words, an increase in θ shifts down the principal's reaction functions under the K and C forms. Figure 5 illustrates this. (The downwards shift in the principal's reaction functions can be seen by comparison of figures 5 and 1.)

The agent's problem under each organizational form and the agent's reaction functions when he is involved in knowledge creation are unaffected by the fact that the principal is busier. (The relevant equations for the agent appear in section 3 above.) However, the agent is now further to the southeast along his K- and C-form reaction functions. The busy principal puts in less creative effort while the agent puts in more.

Thus, while there is a *direct cost of work overload* for the principal in terms of foregone leisure, she also enjoys a *strategic benefit of over-commitment*: the principal's busier schedule commits her to cutting back on creative effort, thus inducing the agent to work harder. The choice of organizational form is affected by the relative magnitude of these two effects. When there is low substitutability between the creative efforts of the principal and the agent (s is low), the direct cost of over-commitment dominates. On the other hand, when there is high substitutability between the creative efforts of the principal and the agent (s is high), the strategic benefit of being busy dominates. To see this, consider a faculty member (a principal) with an idea for a paper. She engages a PhD student (an agent)

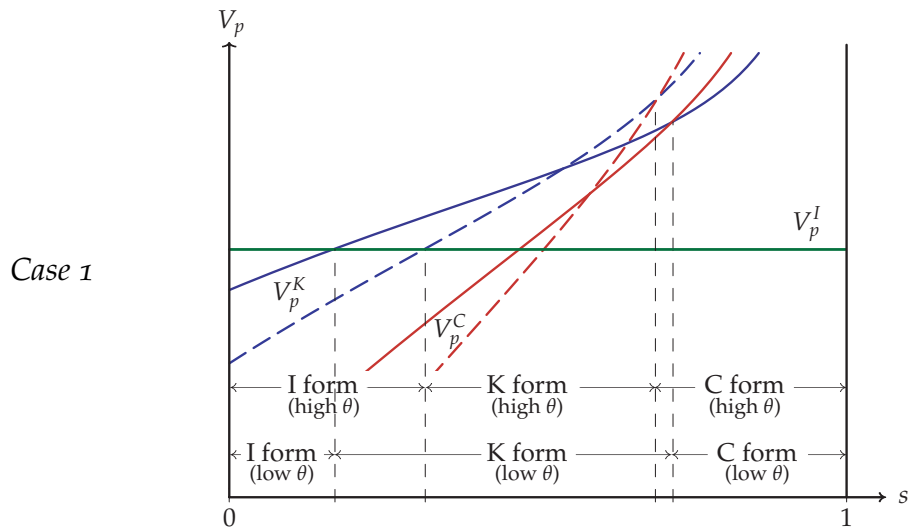


Figure 6: Co-existence of organizational forms when the principal is busier

to do at least some of the research. If the faculty member becomes involved in another activity that eats up her time (e.g., chairing the recruiting committee), how will this affect the student's involvement and the faculty member's research output? The answer will depend on the degree of substitutability between the creative efforts of the faculty member and the student. If the student's research effort is not very substitutable with the faculty member's then the student's output will be far from a finished product, the supervisor will not have enough time to finish the paper, and the project will be still-born. On the other hand, if the student's research effort is very substitutable with the faculty member's, taking on other commitments can be good for the supervisor's research productivity. It induces the student to work harder and the student's output will be so close to what the faculty member would have done that it will result in a good co-authored paper with little time involvement by the faculty member.

Figure 6 graphically illustrates the issues. For low levels of substitutability (low s) the V_p^K curve shifts down, reflecting the direct cost of work overload. As a result, the cut-off between the I and K forms shifts left. Simply put, if substitutability is low then the busy principal either does it herself or does not do it at all. She will not waste time on large implementation costs. For high levels of substitutability (high s) the V_p^K curve shifts up, reflecting the benefit of strategic over-commitment that forces the agent to work harder. As a result, the cut-off between the K and C forms shifts right. Simply put, if substitutability is high then the busy principal delegates most aspects of the project.

The transformation of Boeing's organizational form can be seen as an example of the latter change. This interpretation fits well with Boeing's own presentation of the facts. Boeing's Chairman emphasized that the aim of promoting business unit managers and

relocating the corporate headquarters was to give business unit managers “more freedom to deliver operational improvements”, thus allowing its corporate managers to “focus on new business opportunities for Boeing”.²⁴ That is, the aim was to reduce e_p and raise e_a . Thus, to continue delivering incremental product improvements (knowledge creation) in the face of greater demands on their time, Boeing’s corporate managers relinquished control over knowledge creation to business unit managers. In the terminology of our framework, Boeing’s internal organization changed from the knowledge form to the control form.

8. Higher appropriability risk with control

Suppose that the agent is more likely to walk away with the principal’s idea if he has been delegated control over the implementation of knowledge, perhaps because control gives the agent additional tacit knowledge or credibility in court. Let λ' be the share of profits going to the agent in a C-form organization and let λ continue to denote the agent’s share in a K-form organization. If the risk of appropriation increases when the agent has control, then λ' will exceed λ (although the model can equally accommodate the reverse).

The optimal effort levels are independent of λ' and λ , as can be seen from equations (5), (9) and (13). Consequently, this generalization only requires one to change λ to λ' in the expression for EU_p^C in (14). As a result, V_p^C in equation (15) becomes

$$V_p^C = \frac{1 - \lambda'}{1 - \lambda} \frac{(1 + 2s)^2}{(1 + s)(2 + s)}. \quad (29)$$

From the discussion of figure 2, all that the introduction of $\lambda' > \lambda$ does is to lower the V_p^C curve. Consequently, the cut-off s_2 between the K and C forms, which was a constant $1/\sqrt{2}$, becomes dependent on the appropriability parameters λ' and λ . This provides an additional channel through which appropriability and control interplay. The cut-off s_3 between the I and K forms is unchanged, while the cut-off s_1 between the I and C forms now also depends on λ' and λ . Thus, definitions 1 and 2 generalize as follows.

Definition 1' (Critical degrees of substitutability with $\lambda' \neq \lambda$)

1. Let $s_1(\alpha, \lambda, \lambda') \equiv \frac{3\alpha(1-\lambda) - 4(1-\lambda') + \sqrt{\alpha(1-\lambda)[\alpha(1-\lambda) + 12(1-\lambda')]}}{2[4(1-\lambda') - \alpha(1-\lambda)]}$ be the value of s that equates $V_p^I = V_p^C$.
2. Let $s_2(\lambda, \lambda') \equiv \frac{2(\lambda - \lambda') + \sqrt{(1-\lambda)(1-\lambda')}}{(1+\lambda - 2\lambda')\sqrt{2}}$ be the value of s that equates $V_p^K = V_p^C$.

²⁴See Boeing’s news release of 21 March 2001 at <http://www.boeing.com/news/>.

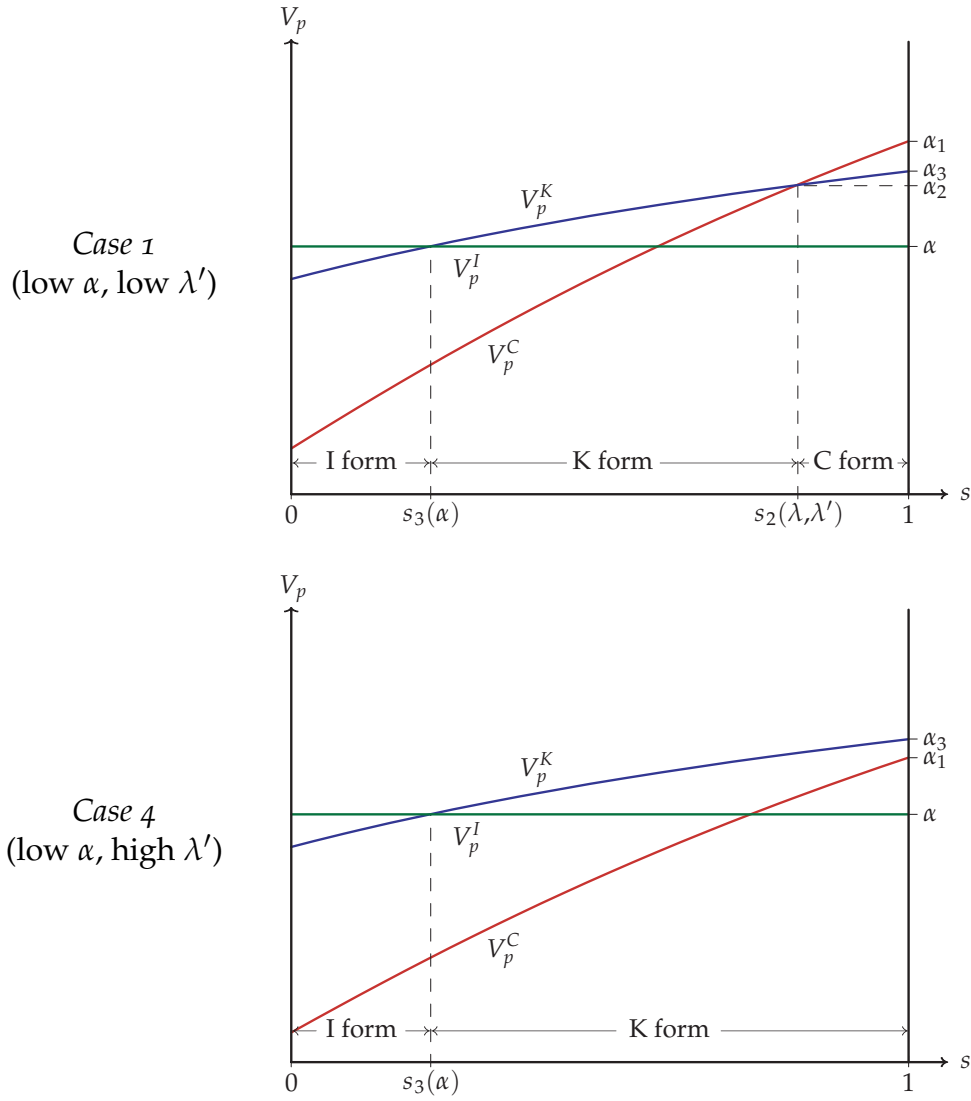


Figure 7: Organizational forms when appropriability risk increases with control

3. Let $s_3(\alpha) \equiv \frac{2(\alpha-1)}{2-\alpha}$ be the value of s that equates $V_p^I = V_p^K$.

Definition 2' (Critical degrees of appropriability with $\lambda' \neq \lambda$)

1. Let $\alpha_1 \equiv \frac{3(1-\lambda')}{2(1-\lambda)}$ be the value of α that satisfies $s_1(\alpha, \lambda, \lambda') = 1$.
2. Let $\alpha_2 \equiv \frac{2+2s_2(\lambda, \lambda')}{2+s_2(\lambda, \lambda')}$ be the value of α that satisfies $s_2(\lambda, \lambda') = s_3(\alpha)$ or, equivalently, $s_2(\lambda, \lambda') = s_1(\alpha, \lambda, \lambda')$.
3. Let $\alpha_3 \equiv \frac{4}{3}$ be the value of α that satisfies $s_3(\alpha) = 1$.

The consequences of this generalization for the choice of organizational form can be seen by comparing figure 2 (where $\lambda' = \lambda$) with figure 7 (where $\lambda' > \lambda$). Consider case 1.

Starting from $\lambda' = \lambda$ (the top panel of figure 2), an increase in λ' lowers the V_p^C curve (the top panel of figure 7). This shifts s_2 , the cut-off between the K and C forms, to the right. That is, it makes C-form organizations less likely.

If one continues to increase λ' to the point where the V_p^C curve lies everywhere below the V_p^K curve (which, by equations 15 and 29 happens when $\lambda' > 1 - 2\lambda$) then the C form disappears entirely. See the bottom panel of figure 7. In this case, matches to the left of s_3 adopt the I form while those to the right of s_3 adopt the K form. This case does not happen with $\lambda' = \lambda$.

Thus, proposition 1 generalizes as follows.

Proposition 2' (Co-existence of organizational forms with $\lambda' \neq \lambda$)

Case 1. If $\lambda' < 1 - 2\lambda$ and $\alpha < \alpha_2$ then the principal chooses the I form whenever $s \in (0, s_3(\alpha))$, the K form whenever $s \in (s_3(\alpha), s_2(\lambda, \lambda'))$, and the C form whenever $s \in (s_2(\lambda, \lambda'), 1)$.

Case 2. If $\lambda' < 1 - 2\lambda$ and $\alpha \in (\alpha_2, \alpha_1)$ then the principal chooses the I form whenever $s \in (0, s_1(\alpha, \lambda, \lambda'))$ and the C form whenever $s \in (s_1(\alpha, \lambda, \lambda'), 1)$.

Case 3. If $\lambda' < 1 - 2\lambda$ and $\alpha > \alpha_1$ or if $\lambda' > 1 - 2\lambda$ and $\alpha > \alpha_3$ then the principal always chooses the I form.

Case 4. If $\lambda' > 1 - 2\lambda$ and $\alpha < \alpha_3$ then the principal chooses the I form whenever $s \in (0, s_3(\alpha))$, and the K form whenever $s \in (s_3(\alpha), 1)$.

9. Conclusions

Nate Rosenberg's unsung hero of economic growth is the mundane day-to-day of incremental innovation. Yet sustaining incremental innovation within a 'neo-classical firm' is difficult for reasons long ago pointed out by Arrow (1962): the uncertainty of knowledge creation is associated with *contractual incompleteness* and the public-goods nature of knowledge is associated with *non-appropriability*. We also identified the additional problem that incremental innovation is typically embedded in complex, interdependent systems. As a result, incremental change in one component creates residual incompatibilities with other components. The effort needed to resolve these incompatibilities led us to our core notion of *imperfect substitutability* between the creative efforts of the principal and the agent.

In this environment of contractual incompleteness, non-appropriability, and imperfect substitutability, what organizational forms can firms adopt in order to mitigate the incentive problems that discourage incremental innovation? The answer, we argued, is a

variety of organizational forms, each distinguished by who creates knowledge and who controls it.

Our basic analysis relies on a simple technique illustrated by figure 2. The figure shows how the risk of appropriability and the degree of substitutability together determine which of three organizational forms will appear. Focussing on substitutability, where substitutability is low the implementation-form organization appears, that is, the agent neither creates nor controls knowledge. Where substitutability is at least moderate, the principal engages the agent in knowledge creation. If in addition substitutability is sufficiently high, then the principal relinquishes control over how knowledge is used — the agent controls knowledge. Along the way we eliminated the need for an infinitely risk-averse agent and placed all of our results in general equilibrium.

We showed how our analysis explains Sony's decision to vertically integrate the production of CRTs. We also showed how easy it is to extend our analysis in any of several directions by examining Boeing's decision to vertically *disintegrate* its activities. In each case, we clearly identified the determinants of who creates knowledge and who controls it.

References

- Acemoglu, Daron, Philippe Aghion, and Fabrizio Zilibotti. 2006. Distance to frontier, selection, and economic growth. *Journal of the European Economic Association* 4(1): 37–74.
- Aghion, Philippe and Jean Tirole. 1994. The management of innovation. *Quarterly Journal of Economics* 109(4): 1185–1209.
- Aghion, Philippe and Jean Tirole. 1997. Formal and real authority in organizations. *Journal of Political Economy* 105(1): 1–29.
- Alig, R. Casanova. 1999. Cathode-ray tubes. In John G. Webster (ed.) *Wiley Encyclopedia of Electrical and Electronics Engineering*. New York: John Wiley & Sons.
- Anderlini, Luca and Leonardo Felli. 1994. Incomplete written contracts: Undescribable states of nature. *Quarterly Journal of Economics* 109(4): 1085–1124.
- Antràs, Pol. 2003. Firms, contracts, and trade structure. *Quarterly Journal of Economics* 118(4): 1374–1418.
- Antràs, Pol and Elhanan Helpman. 2004. Global sourcing. *Journal of Political Economy* 112(3): 552–580.
- Arrow, Kenneth J. 1962. Economic welfare and the allocation of resources for invention. In Richard R. Nelson (ed.) *The Rate and Direction of Inventive Activity*. Princeton: Princeton University Press, 609–625.

- Canevazzi, Giuliano. 1992. Cathode-ray tube having improved 16×9 aspect ratio face-plate. United States Patent 5,107,999.
- Clauser, Grant. 2001. Behind the box Wega's big tube. *Dealerscope* September.
- Conconi, Paola, Patrick Legros, and Andrew F. Newman. 2012. Trade liberalization and organizational change. *Journal of International Economics* 86(2): 197–208.
- DisplaySearch. 2007. *Quarterly Global TV Shipment and Forecast Report, Q4-2007*. Santa Clara, CA: NPD DisplaySearch.
- Dou, Eva. 2014. Apple goes on hiring binge in asia to speed product releases. *The Wall Street Journal* 3 March 2014.
- Garcia-Mila, Teresa and Therese J. McGuire. 2002. Tax incentives and the city. *Brookings-Wharton Papers on Urban Affairs* : 95–132.
- Ghosh, Asish and Suresh T. Gulati. 2002. Implosion-resistant cathode ray tube envelope. United States Patent 6,353,283.
- Grossman, Gene M. and Elhanan Helpman. 2002. Integration versus outsourcing in industry equilibrium. *Quarterly Journal of Economics* 117(1): 85–120.
- Hart, Oliver. 1995. *Firms, Contracts, and Financial Structure*. Oxford: Oxford University Press.
- Hart, Oliver and John Moore. 1999. Foundations of incomplete contracts. *Review of Economic Studies* 66(1): 115–138.
- Helper, Susan, John Paul MacDuffie, and Charles F. Sabel. 2000. Pragmatic collaborations: Advancing knowledge while controlling opportunism. *Economics of Innovation and New Technology* 9(3): 443–488.
- Helsley, Robert W. and William C. Strange. 2002. Innovation and input sharing. *Journal of Urban Economics* 51(1): 25–45.
- Iguchi, Yukinobu and Nobuya Okano. 1996. Cathode-ray tube with electric field correction lens for improved resolution. United States Patent 5,539,285.
- Klein, Benjamin, Robert G. Crawford, and Armen A. Alchian. 1978. Vertical integration, appropriable rents, and the competitive contracting process. *Journal of Law and Economics* 21(2): 297–326.
- Legros, Patrick and Andrew F. Newman. 2008. Competing for ownership. *Journal of the European Economic Association* 6(6): 1279–1308.
- Legros, Patrick and Andrew F. Newman. 2013. A price theory of vertical and lateral integration. *Quarterly Journal of Economics* 128(2): 725–770.
- Levin, Richard C., Alvin K. Klevorick, Richard R. Nelson, and Sidney G. Winter. 1987. Appropriating the returns from industrial research and development. *Brooking Papers on Economic Activity* (3): 783–820.

- Marin, Dalia and Thierry Verdier. 2008. Power inside the firm and the market: A general equilibrium approach. *Journal of the European Economic Association* 6(4): 752–788.
- Marin, Dalia and Thierry Verdier. 2009. Power in the multinational corporation in industry equilibrium. *Economic Theory* 38(3): 437–464.
- Marin, Dalia and Thierry Verdier. 2012. Globalization and the empowerment of talent. *Journal of International Economics* 86(2): 209–223.
- Markusen, James R. 2001. Contracts, intellectual property rights, and multinational investment in developing countries. *Journal of International Economics* 53(1): 189–204.
- Maskin, Eric and Jean Tirole. 1999. Unforeseen contingencies and incomplete contracts. *Review of Economic Studies* 66(1): 83–114.
- McLaren, John. 2000. ‘Globalization’ and vertical structure. *American Economic Review* 90(5): 1239–1254.
- Naghavi, Alireza and Gianmarco Ottaviano. 2008. Outsourcing, contracts and innovation networks. In Steven Brakman and Harry Garrestsen (eds.) *Foreign Direct Investment and the Multinational Enterprise*. Cambridge, MA: MIT Press, 67–88.
- Puga, Diego and Daniel Trefler. 2010. Wake up and smell the ginseng: The rise of incremental innovation in low-wage countries. *Journal of Development Economics* 91(1): 64–76.
- Rosenberg, Nathan. 1982. Technological interdependence in the American economy. In *Inside the Black Box: Technology and Economics*, chapter 3. Cambridge: Cambridge University Press, 55–80.
- Sabel, Charles F. 1994. Learning by monitoring: The institutions of economic development. In Neil J. Smelser and Richard Swedberg (eds.) *Handbook of Economic Sociology*. Princeton: Princeton University Press, 137–165.
- Segal, Ilya. 1999. Complexity and renegotiation: A foundation for incomplete contracts. *Review of Economic Studies* 66(1): 57–82.
- Sluyterman, Albertus A. S., Johannes C. A. Van Nes, and Daniel Den Engelsens. 2001. Color display device with a deflection-dependent distance between outer beams. United States Patent 6,307,333.
- Sugawara, Tsunehiko, Toshihide Murakami, and Takao Kuwashima. 2000. Glass panel for a CRT having a strengthened flat face portion. United States Patent 6,121,723.
- Thiébart, Patrick. 2001. Restrictive covenants in France. Annual Meeting Documents. American Bar Association Labor and Employment Law Section, Edison, NJ: Bureau of National Affairs Books.
- Wainwright, Milton. 1990. *Miracle Cure: The Story of Penicillin and the Golden Age of Antibiotics*. Cambridge, MA: Blackwell Publishers.
- Williamson, Oliver E. 1985. *The Economic Institutions of Capitalism: Firms, Markets, Relational Contracting*. New York: Free Press.